



Osmose Protim

General Information Sheet



What is Protim*?

Protim is a pressure applied preservative system for timber to be used in construction projects that will require protection to Use Class UC1, UC2 and/or UC3 (see table). Such projects will include roof timbers, timber framing, internal and external joinery and other internal and external timber components which are installed above dpc/ground level. When using Protim treated wood products in external applications they will need to be coated with a suitable external coating which will be maintained in service..

Appearance of Protim

Colour tints may be added to treatment solutions during the manufacturing process to provide a ready means of identifying wood that has recently been treated.

Protim pressure treated wood products are the clear choice for all your above ground construction projects.

Protim Benefits


- Protim pressure treated wood is very cost effective when balanced against the potential expense that could be incurred in future remedial treatments and refurbishment.
- By using Protim pressure treated wood you can extend the service life of timber projects.
- Effective against wood boring beetles, wet rot and dry rot fungi.
- Protim pressure treated wood is widely available.
- Protim allows the use of less naturally durable plantation grown softwoods.

USE CLASS TABLE

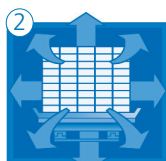
Use Class (UC)	Use
1	Above ground, covered. Permanently dry, insect risk.
2	Above ground, covered. Occasional risk of wetting.
3a	Above ground, coated. Exposed to frequent wetting.
3b	Above ground, uncoated. Exposed to frequent wetting.



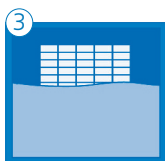
The Protim Preservative Process



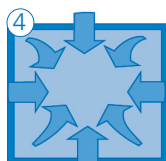
The timber is transferred into the treatment vessel.



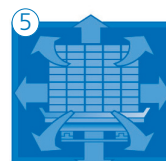
A vacuum pulls the air out of the vessel and the timber.



Protim preservative fills the vessel.



The vessel is pressurised forcing Protim preservative into the timber.



The preservative is removed and final vacuum is applied to remove excess.



The timber has now been preserved with Protim preservative.

Use An End Coat Preservative

Any surface exposed by drilling or cutting must be re-treated with an end coat preservative. Failure to re-treat will affect the value of the preservative. It is recommended that the re-preserved ends are not put in the ground or in direct contact with water. Rip sawing, thickening and planing are not permitted unless the timber is subsequently re-preserved to the original specification.

Important Information

- Wear a dust mask and goggles when cutting or sanding wood.
- Wear gloves when working with wood.
- Wash work clothes separately from other household clothing before re-use.
- All sawdust and construction debris should be cleaned up and disposed of after construction.
- Do not burn preserved wood.
- Do not use preserved wood for mulch.
- Only preserved wood that is visibly clean and free of surface residue should be used.
- Do not use preserved wood under circumstances where the preservative may become a component of food, animal feed, or beehives.
- Preserved wood should not be used where it may come into direct contact or indirect contact with drinking water.
- Use fixings, hardware or any metal products as recommended by their manufacturer.
- If wood is to be used in an interior application and becomes wet during construction, it should be allowed to dry before being covered or enclosed.
- Some preservative may migrate from the wood into soil/water or may dislodge from the preserved wood surface upon contact with skin. Wash exposed skin areas thoroughly.
- Mould growth can and does occur on the surface of many products, including treated or untreated wood, during prolonged surface exposure to excessive moisture conditions. To remove mould from treated wood surfaces, wood should be allowed to dry. Typically, mild soap and water can be used to remove surface mould.
- Disposal Recommendations: Preserved wood may be disposed of in landfills or burned in commercial or industrial incinerators or boilers in accordance with National and Regional regulations.
- Protim preserved wood is compatible with most coatings, glues and sealants and can normally be coated with most wood finishes 48 hrs after treatment. Before you start, we recommend you apply the finishing product to a small test area before finishing the entire project to ensure it provides the intended result before proceeding.
- Protim preserved wood may be glued with resorcinol, phenol/resorcinol or urea formaldehyde glues. Protim preserved wood is compatible with most sealants and mastics, always follow manufacturer's recommendations.
- For more information visit www.osmose-europe.com

Osmose
PROTIM

*Above
ground*

Osmose®

Protim Solignum Limited
Fieldhouse Lane
Marlow
Buckinghamshire
SL7 1LS

Tel: 00 44 (0)1628 486644
Fax: 00 44 (0)1628 476757
info@osmose.co.uk



UK Timber
Frame
Association



www.osmose-europe.com

*Registered Trademarks and Trademarks of Protim Solignum Limited.*Osmose is a Registered Trademark of Protim Solignum Ltd. Literature will be updated when the need arises. Please ensure you have an up to date copy. Whilst every attempt has been made to ensure the accuracy and reliability of the information contained in this leaflet Protim Solignum Limited gives no undertaking to that effect and no responsibility can be accepted for reliance on this information. Protim Solignum Limited trades as Osmose*, an Osmose* company. All products are produced by independently owned and operated wood processing facilities. All other Registered Trademarks and Trademarks are Trademarks of their respective owners. Registered England - 3037845